



IMPORTANT! PLEASE READ

You must set up your **Colourstart Digital Passport** before applying your **Colourstart Patch Test**.

STEP 1: SET UP YOUR PASSPORT

Days
4

Allow at least 4 days before your next colour appointment

Colourstart takes 4 days to complete.

You can set up your account by scanning one of these QR codes:

Download the Colourstart app from Google play or the App Store:



A GET THE APP

If you can't use the app you can set up online here instead:



Once you have opened Passport, simply follow the on-screen instructions:

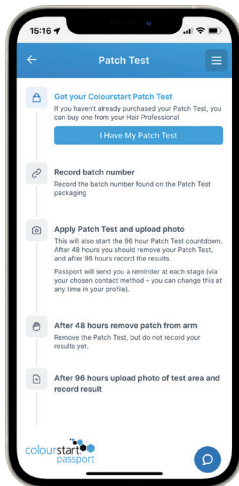
Fill out your details to set up your profile.

Select which Salon(s) to share your Passport with.

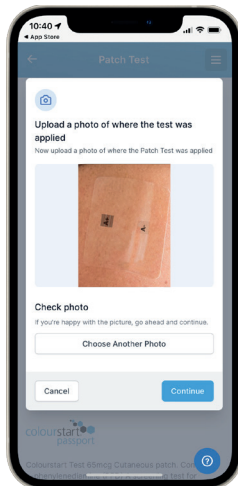
Answer a short 'screening questionnaire' to check it is OK for you to use Colourstart.

STEP 2: USE YOUR COLOURSTART PATCH TEST

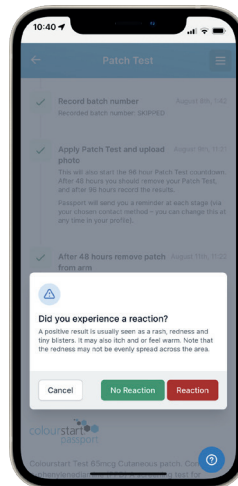
Follow Passport's step-by-step process to use your Patch Test and record the results.



Apply and remove the Patch when Passport tells you to and make sure you upload images when prompted.




Finish by confirming whether you've experienced a reaction to your Colourstart Patch Test.



STEP 3: NO REACTION? SAY HELLO TO COLOUR FREEDOM

If you don't experience a reaction to the Test you'll get a green 'OK to colour hair' Passport.

Any participating Salon will accept this instead of a standard test, even for walk-in colour and repeat colourings!



NEED HELP GETTING STARTED?

Call: 0330 3905888

Visit colourstart.com for live web chat

Email: hello@colourstart.com

Colourstart Test 65mcg Cutaneous patch.
Contains p-phenylenediamine (PPD). A screening test for allergy to hair colour (PPD). Always read the label.